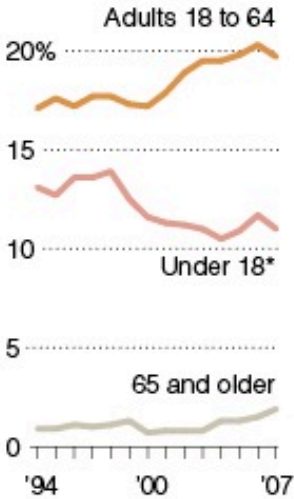




## Health Care Since the Clinton Era

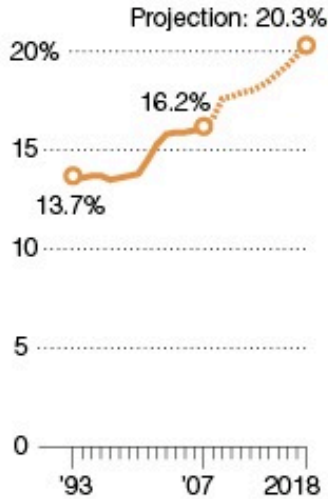
### Uninsured

Percent uninsured by age group



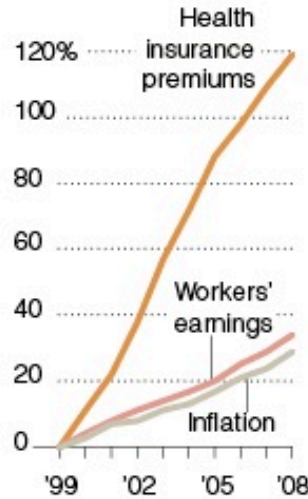
### Health care spending

As percentage of gross domestic product



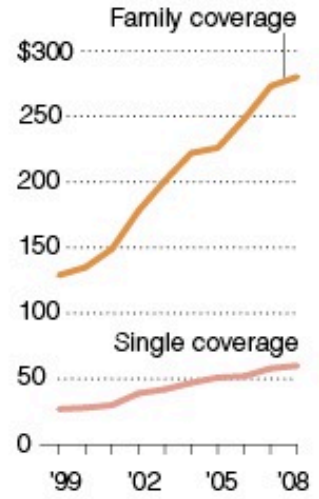
### Insurance premiums

Cumulative growth



### Costs to workers

Average monthly worker premium contributions



\*The Children's Health Insurance Program, created in 1997, has significantly reduced the number of low-income children who are uninsured.

Sources: Employee Benefit Research Institute estimates of data from the Current Population Survey. Centers for Medicare & Medicaid Services, Office of the Actuary: Data from the National Health Statistics Group. Kaiser Family Foundation/HRET Survey of Employer-Sponsored Health Benefits, 1999-2008, and Kaiser analysis of data from Bureau of Labor Statistics.

THE NEW YORK TIMES

SIGN IN TO RECOMMEND

Close Window